

P: 1300 688 522
E: info@nutripath.com.au

16 HARKER STREET
BURWOOD VIC 3125

Dr.SAMPLE REPORT
TEST HEALTH CENTRE
123 TEST STREET
BURWOOD VIC 3125














LAB ID : 3814173
UR NO. :
Collection Date : 09-May-2022
Received Date:09-May-2022



3814173

Vaginal Microbiome Profile

Vaginal pH. **5.7*H** 3.5 - 4.5 

Opportunistic Bacteria	Result	Range	Units	
Enterococcus faecalis:	<DL	< 1.0	x10 ⁵ CFU/ml	
Escherichia coli:	0.99	< 1.00	x10 ⁵ CFU/ml	
Klebsiella pneumoniae:	<DL	< 1.00	x10 ⁵ CFU/ml	
Proteus mirabilis:	<DL	< 1.00	x10 ⁵ CFU/ml	
Pseudomonas aeruginosa:	<DL	< 1.00	x10 ⁵ CFU/ml	
Streptococcus agalactiae:	<DL	< 1.00	x10 ⁵ CFU/ml	
Staphylococcus aureus:	<DL	< 1.00	x10 ⁵ CFU/ml	
Gardnerella vaginalis:	10.6 *H	< 1.00	x10 ⁵ CFU/ml	
Atopobium vaginae:	<DL	< 1.00	x10 ⁵ CFU/ml	
Prevotella species:	<DL	< 1.00	x10 ⁵ CFU/ml	
Megasphaera species:	2.77 *H	< 1.00	x10 ⁵ CFU/ml	
Mycoplasma species:	9.65*H	< 1.00	x10 ⁶ CFU/ml	
Ureaplasma species:	6.31 *H	< 1.00	x10 ⁶ CFU/ml	






Sexually Transmitted Infections

Trichomonas vaginalis:	Not Detected
Chlamydia trachomatis:	Not Detected
Neisseria gonorrhoeae:	DETECTED
Herpes Simplex Virus-1:	Not Detected
Herpes Simplex Virus-2:	Not Detected








COMMENT:

Not Detected results indicate the absence of detectable DNA in this sample. A negative result does not completely exclude infection.

Opportunistic Fungal pathogens

Candida albicans:	1.22 *H	< 1.00	x10 ⁵ CFU/ml	
Candida glabrata:	0.63	< 1.00	x10 ⁵ CFU/ml	
Candida krusei:	<DL	< 1.00	x10 ⁵ CFU/ml	
Candida parapsilosis:	<DL	< 1.00	x10 ⁵ CFU/ml	
Candida tropicalis:	<DL	< 1.00	x10 ⁵ CFU/ml	

Beneficial Bacteria:

Total Lactobacillus:	0.8*L	> 1.00	x10 ⁶ CFU/ml	
Lactobacillus crispatus:	0.6 *L	> 1.00	x10 ⁶ CFU/ml	
Lactobacillus gasseri:	0.2 *L	> 1.00	x10 ⁶ CFU/ml	
Lactobacillus iners:	<DL *L	> 1.00	x10 ⁶ CFU/ml	
Lactobacillus jensenii:	<DL *L	> 1.00	x10 ⁶ CFU/ml	
Lactobacillus salivarius:	<DL *L	> 1.00	x10 ⁶ CFU/ml	
Lactobacillus vaginalis:	<DL *L	> 1.00	x10 ⁶ CFU/ml	

Bacterial Vaginosis:

Bacterial vaginosis **POSITIVE**





Vaginal Microbiome Comments

The typical vaginal pH is 3.5-4.5. Prepubertal and postmenopausal pH levels are normally >5 pH. With the increase of the oestrogen levels around puberty, the genital mucosa thickens and becomes colonized with Lactobacillus species which produce lactic acid and hydrogen peroxide (H₂O₂) to lower the pH below 4.5.

ELEVATED pH:

Vaginal pH can be elevated by the presence of pathogenic infection, blood, semen, vaginal medications, using certain soaps and douches. In the absence of the latter, an elevated pH may be the result of decreased serum oestradiol and is suggestive of menopause or hormone imbalance and may require further pathology investigation.

MEGASPHAERA SPECIES ELEVATED:

Megasphaera are gram-negative anaerobic bacteria, part of Clostridia genus often found as part of the oral and vaginal microbiota. The presence of high number of Megasphaera species may be an indicator of vaginal flora imbalances or infections. BV is typically a polymicrobial infection characterized by disruption in Lactobacillus dominance (Total Lactobacillus <10⁶ CFU/ml), increased pH (>4.5) and the presence of mainly anaerobic microorganisms including Megasphaera sp. (>10⁵ CFU/ml).

NEISSERIA GONORRHOEAE - DETECTED:

Infection is primarily sexually transmitted and may be either asymptomatic or cause symptoms such as cervicitis (inflammation of the cervix) in women. Even asymptomatic infections should be treated and must always include the patients partner/sexual contacts. If left untreated, complications of gonococcal disease can include pelvic inflammatory disease with risk of infertility. Neisseria gonorrhoeae infections are notifiable under legislation in Australia and a notification has been made with your state public health unit; notification data are recorded in the Australian National Notifiable Diseases Surveillance System.

VAGINAL CANDIDIASIS (VC):

Candida sp. are both opportunistic fungal pathogens and commensal members of the vaginal microbiome. VC is defined by disruption in Lactobacillus dominance (Total Lactobacillus <10⁶ CFU/ml) and high levels of Candida sp. (>10⁵ CFU/ml).

VC is predominantly caused by Candida albicans, with other species (C. glabrata, C. krusei, C. tropicalis, C. parapsilosis) also causative, although with milder symptoms.

VC is not associated with elevated vaginal pH levels. It is rare for fungal infections to be present combined with bacterial vaginosis.

VC symptoms include itching, discharge (typically white), burning sensation, dysuria (painful urination), dyspareunia (pain during sexual intercourse) and reddening of vaginal tissue due to invasion of the epithelium by Candida species. Asymptomatic vaginal candidiasis is also relatively common and does not require treatment. Risk factors include antibiotic use, poorly controlled diabetes mellitus, low immunity and oestrogen therapies.

TOTAL LACTOBACILLUS LEVELS LOW:

Total Lactobacillus quantification should be >1x10⁶ CFU/ml in a healthy Vaginal Microbiome. Production of H₂O₂ by Lactobacillus species is essential in inhibiting the overgrowth of pathogens. In cases where total Lactobacillus levels are low, presence of pathogenic bacteria should be reviewed and probiotic therapy should be considered.

Microorganisms not belonging to the Lactobacillus genus with the population equal to or greater than 1 × 10⁵ CFU/ml is considered to be disturbing the vaginal ecosystem equilibrium.

References:

- Pacha-Herrera et. al., 2020, Frontiers in Cellular and Infection Microbiology, 10:303.
- Oerlemans et. al.,2020, Europe PMC, 10(11).
- Tomusiak et. al., 2013, Polish Society of Gynaecologists, 84:352-358.



Vaginal Microbiome Comments

MYCOPLASMA AND UREAPLASMA:

Mycoplasmas and Ureaplasmas species colonise lower genital tract of many healthy sexually active individuals. Clinically act as opportunistic bacteria, associated with mucosal infections of the respiratory and urogenital tracts. Mycoplasmas and Ureaplasma species can cause sexually transmitted infections like bacterial vaginosis (BV), cervicitis, PID, infertility in non-pregnant females and chorioamnionitis, endometritis, postpartum fever, premature birth or spontaneous abortion in pregnancy and urethritis in males. Sexual contacts should be encouraged to be tested and treated simultaneously to prevent recurrence in the patient.

Both organisms lack cell wall hence β lactam antibiotics are not effective. Macrolides and Quinolones are effective but anti-microbial resistance is creeping.

General advice for along with above treatment as follows:

- Regular salt or warm water only washes (no douching)
- Good Personal Hygiene
- Avoid irritants (soaps/perfumes)
- Use barrier protection during sex

GARDNERELLA VAGINALIS:

Gardnerella is a part of normal vaginal anaerobic flora but overgrowth can cause Bacterial vaginosis. This is a poly-microbial infection which suppresses dominance of normal vaginal lactobacillus spp. (Total lactobacillus $<10^6$ CFU/ml), presence of clue cells, alkaline vaginal pH (>4.5) and fishy vaginal discharge
BV may be asymptomatic or cause symptoms such as itching and malodorous discharge (often thin and white/grey). It is associated with an increased risk of preterm delivery, pelvic inflammatory disease and an increased risk of acquisition of sexually transmitted infections.

Can be treated after ruling out allergy/pregnancy status:

Metronidazole 400 mg orally, 12-hourly for 7 days or Metronidazole 0.75% vaginal gel 1 applicatorful intravaginally at bedtime for 5 nights

OR

Clindamycin 2% vaginal cream 1 applicatorful intravaginally, at bedtime for 7 nights (If pregnant or allergic to metronidazole)

General advice for along with above treatment as follows:

- Regular salt or warm water only washes (no douching)
- Good Personal Hygiene
- Avoid irritants (soaps/perfumes)
- Use barrier protection during sex